


BigKeys LX



for PC / Windows computers:

- Contains all essential keys: 97 character keyset.
- Compatible with all major software packages.
- No special software required!
- 1 year replacement warranty.

INFORMATION FOR THE USER

CONNECTION SUGGESTIONS



PS/2 To connect the keyboard to the computer, simply unplug the existing PS/2 keyboard and plug in the BigKeys keyboard.



USB For USB connections, an optional PS/2 to USB adapter must be used. See the BigKeys web site (www.bigkeys.com) for the PS/2 to USB adapters approved for use with BigKeys keyboards. BigKeys will not work with a generic adapter.

NOTE: When the BigKeys keyboard is connected to a USB port, the standard keyboard and BigKeys may be used simultaneously

BIGKEYS LX ACCESSORIES

- SOFT PROTECTIVE KEYBOARD SKIN
- RIGID, CLEAR PLASTIC KEYGUARD
- LOWERCASE KEYSSETS
- USB ADAPTER (REQUIRED FOR USE ON USB MAC)

BIGKEYS LX FEATURES

F CURSOR KEYS: PgUp, End, PgDn, Home

To use these special cursor control keys, hold down the F key and the arrow pad keys become PgUp, End, PgDn and Home.

F FUNCTION KEYS

This feature lets you access the Function keys F1 - F10. Simply hold down the F key and the numeric row becomes F1 through F10.

F SPECIAL CHARACTERS

For This Character	Use these keys	For This Character	Use these keys
[F with ;	F11	F with /
]	F with '	F12	F with `
{	F with :	€	F with E
}	F with "	Prt Scrn	F with P

ASSIST MODE

The ASSIST MODE on *BigKeys LX* accommodates those who cannot press two (or more) keys simultaneously. ASSIST MODE works with and enhances the Windows "Sticky Key" Accessibility Option.

When **not** in ASSIST MODE, the function keys are produced on *BigKeys LX* by pressing **simultaneously** the F key and a number key. (F+1 produces the F1 function, etc.)

The *BigKeys LX* Assist Mode enables you to press the F key and have it remain active until you press another key. In ASSIST MODE, the F key becomes a "Sticky Key".

Examples of using the *BigKeys LX* ASSIST MODE:

- To obtain an F1 in ASSIST MODE, press and release the F key, then press and release the 1 key.
- To obtain an "Alt-F4" in ASSIST MODE, press and release the Alt key, then press and release the F key, then press and release the 4 key. (The Windows "Sticky Keys" Accessibility Option must be turned ON for this example.)

To enter the *BigKeys LX* ASSIST MODE press the CAPS LOCK key three times in a row.

To exit ASSIST MODE and return the keyboard to normal operation, again press the CAPS LOCK three times in a row.

Note that while in ASSIST MODE it is necessary to press the F key twice to send an F to the computer.


NO RUN-ON FEATURE

BigKeys is designed to allow only one keystroke to be sent to the computer for each key depression. This feature prevents multiple characters that might occur inadvertently when holding down a key too long.


ABC - QWERTY OPTION

Your *BigKeys* LX keyboard offers either ABC or QWERTY layouts.

ABC Layout




QWERTY Layout



To switch between layouts, the switch on the left, in the bottom of the keyboard, should be moved, with a pencil tip, toward the lower edge of the keyboard for ABC or towards the upper edge for QWERTY.

(Although the letters on the keycaps will remain the same, the computer will interpret all keystrokes as coming from the alternate keyboard layout.)

For instructions on how to remove keycaps see our web page.



FIVE-YEAR LIMITED WARRANTY

Greystone Digital warrants the BigKeys LX keyboards which it manufactures to be free from defects in materials and workmanship for a period of five years from the date of original retail purchase. Greystone Digital will replace any defective BigKeys LX keyboard, provided that the product is returned, shipping prepaid, to Greystone Digital, during the five year warranty period. To obtain a Warranty replacement, contact Greystone Digital for a Return Merchandise Authorization (RMA) and shipping information

This Limited Warranty does not extend to any BigKeys LX keyboards which have been damaged as a result of accident, misuse, abuse or as a result of service or modification by anyone other than Greystone Digital. This limited warranty does not extend to the use of this product with any equipment other than the equipment for which it is designed.

FCC and CE Radiation Norm

FCC

This equipment has been tested and found to comply with limits for a Class B digital device pursuant to Part 15 of Federal Communication Commission (FCC) rules.

CE

This equipment has been tested and found to comply with the limits of the European Council Directive on the approximation of the law of the member states relating to electromagnetic compatibility (89/336/EEC) according to EN 55022 class B.

FCC and CE Compliance Statement

These limits are designed to provide reasonable protection against frequency interference in residential installation. This equipment generates, uses, and can radiate radio frequency energy, and if not installed or used in accordance with the instructions, may cause harmful interference to radio communication. However, there is no guarantee that interference will not occur in a television reception, which can be determined by turning the equipment off and on. The user is encouraged to try to correct the interference by one or more of the following measures:

Reorient or relocate the receiving antenna

Increase the separation between the equipment and the receiver

Connect the equipment to an outlet on a circuit different from the receiver

CAUTION!

The Federal Communication Commission warns the user that changes or modifications to the unit not expressly approved by the party responsible for compliance could void the user's authority to operate the equipment.



GREYSTONE DIGITAL INC
P.O. Box 1888, Huntersville NC 28078 USA

(704) 875-3293

www.bigkeys.com

BigKeys, BigKeys Plus, and BigKeys LX
are exclusive trademarks of Greystone Digital Inc.